

PURKEYS

BOSS-01

DIAGNOSTIC GUIDE





CONTENTS

General Information	2
System Diagram.....	3
Battery Not Being Charged.....	4
Battery Indicator In Operation.....	7
Indicator LED Logic.....	8
Limited Commercial Warranty Policy.....	9

GENERAL INFORMATION

The BOSS™ Dump Trailer Charging System utilizes a DC/DC converter to boost the voltage and optimally charge the dump trailer battery.

The BOSS has an easy to interpret LED indicator that clearly shows the battery status.

The Boss:

- Can be used with Flooded and AGM batteries
- Can be used with two batteries

We recommend using a battery with a higher RC capacity and lower CCA.

BOSS-01 DIAGNOSTIC GUIDE

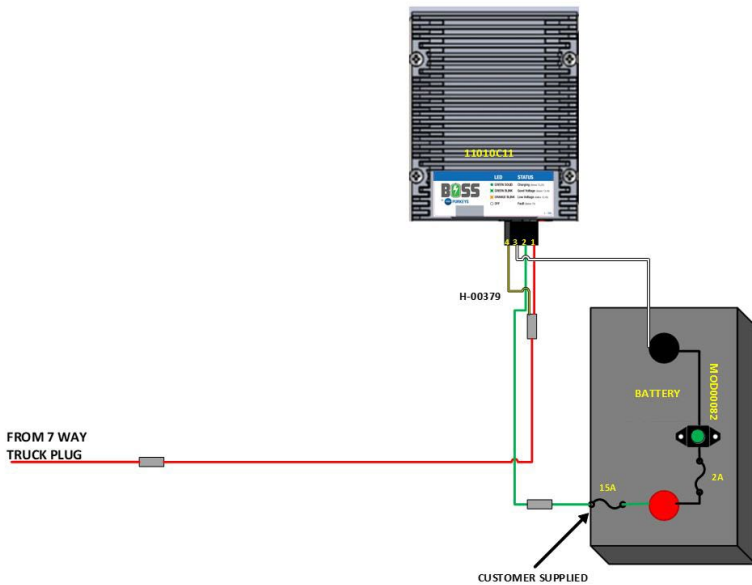
SYSTEM DIAGRAM

Boss-01 Consists of:

- MOD00082 (Boss Dump Trailer Battery Indicator)
- H-00363 (Boss Dump Trailer DC/DC Converter with Harness)
- 11010C11 (DC/DC 10AMP Trail Charger)
- H-00379 (Boss Dump Trail Charger Harness)
- INST072 (Boss Installation Guide)
- L-086 (Boss w/Serial #Cut Out Decal)

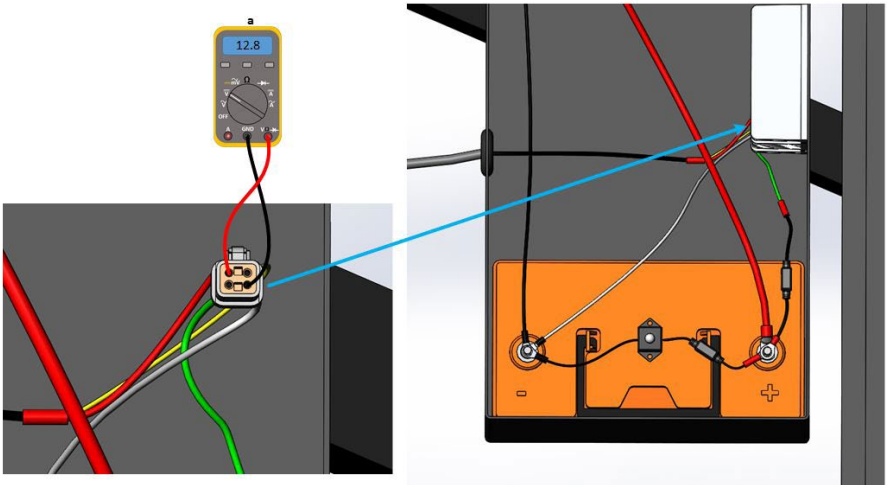
From 7-way

Truck Plug



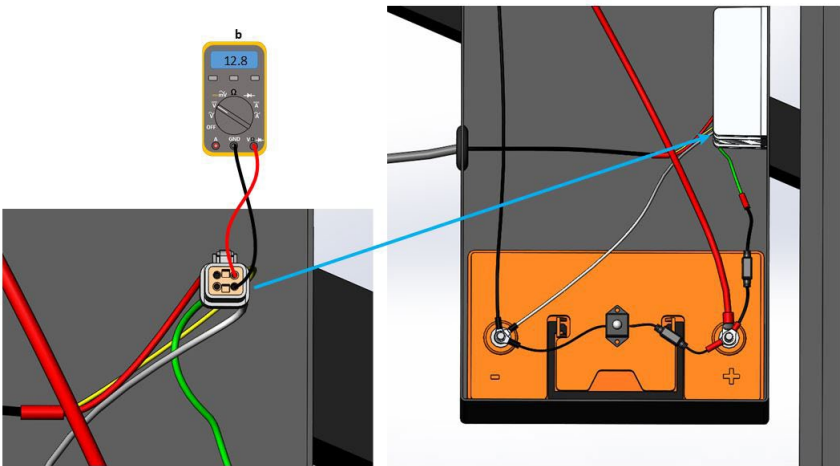
BATTERY NOT BEING CHARGED

1. Connect a truck to trailer.
2. Disconnect 4-pin plug from DC/DC converter.
 - Using a meter measure voltage between pin 3 and pin 1
3. Should read truck battery voltage - if not:
 - Inspect wires for damage and repair
 - Check pin 1 & 4 are connected to black wire of 7-way cable
 - Check truck fuse
 - Check that truck wiring is connected to 7-way receptacle on truck
 - Check ground wire for damage

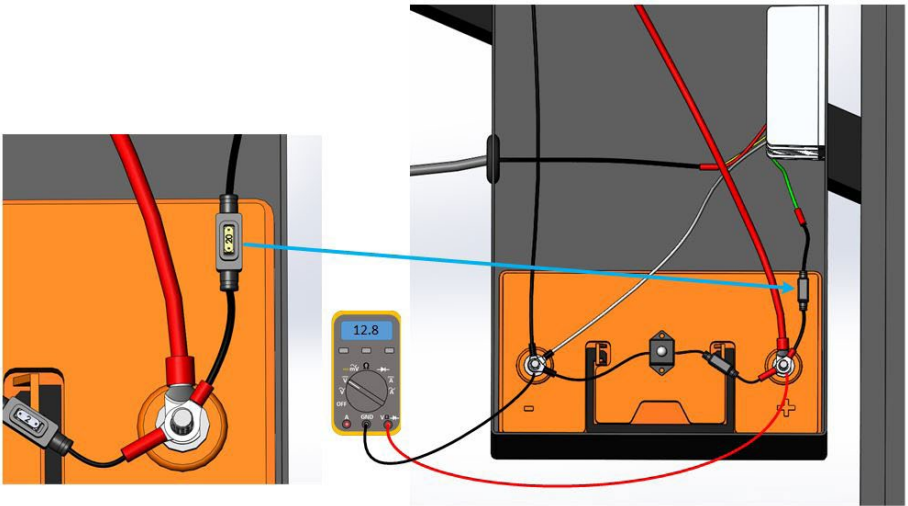


BOSS-01 DIAGNOSTIC GUIDE

- Using meter check for voltage between 3 and pin 4. (see next page for drawing)
4. Should read truck battery voltage - if not:
 - Inspect wires for damage and repair
 - Check pin 1 and 4 are connected to black wire of 7-way cable
 - Check truck fuse
 - Check that truck wiring is connected to 7-way receptacle on truck
 5. If voltage is present on both pins, reinstall 4-pin plug in DC/DC converter.



6. Proceed to next step.
7. Remove cover of fuse holder on output of DC/DC converter (green wire)
 - Inspect fuse to see if blown. If possible use a meter to confirm fuse is not blown. If blown, replace. If not, continue
 - Using a meter check for output voltage of converter by reading battery voltage.
 - Voltage should be 13.8 volts or higher if converter is functioning
8. If reading battery voltage:
 - Inspect output wire for damage and repair if damage found.
 - If no damage is found, converter needs replaced

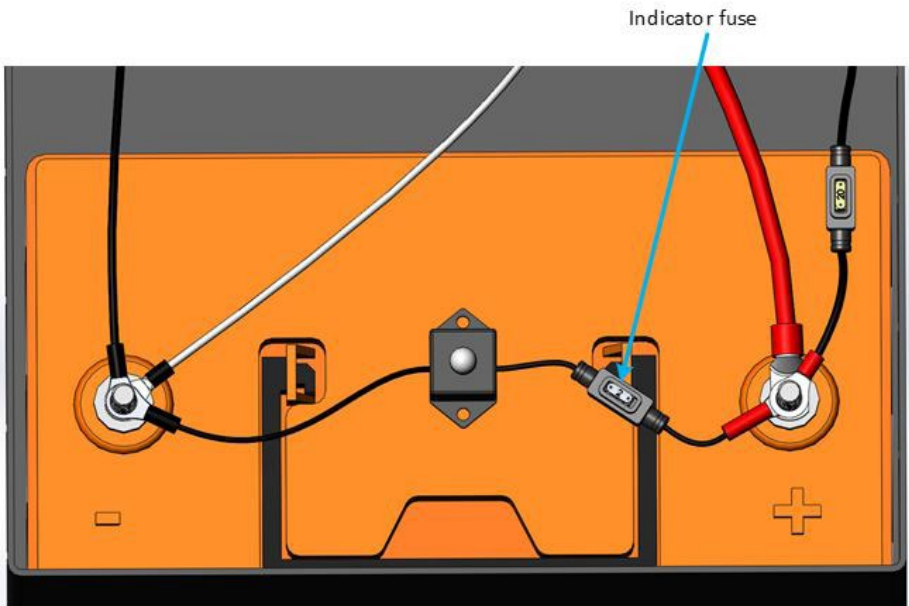


BOSS-01 DIAGNOSTIC GUIDE

BATTERY INDICATOR IN OPERATION

1. Remove cover of fuse holder:

- Inspect fuse and see if blown. If possible use a meter to check fuse. If blown, replace. If not, continue.
- Inspect wiring of indicator for damage.
- If damage found, repair damage. If no damage is found, replace indicator.



INDICATOR LED LOGIC

LED	CONDITION	ACTION NEEDED	TOWING VEHICLE ENGINE STATUS
Solid Green	Charging Mode	None	Running
Slow Flashing Green	Batteries in good state of charge (more than 12.4 volts)	None	Off
Slow Flashing Orange	Battery in low state of charge (voltage between 6.0 and 12.39 volts)	Charge and test battery	Off
No LED	Open circuit from battery positive and the dump trailer charge controller, or disconnect ground in battery box	Repair circuit by repairing the wire or replacing the fuse	Off

BOSS-01 DIAGNOSTIC GUIDE

LIMITED COMMERCIAL WARRANTY POLICY

Purkeys Fleet Electric, Inc. (hereafter “Purkeys”), warrants each product to be free of defects in material or workmanship under normal use and service. This warranty is for the benefit of Original Equipment Manufacturers, Dealers, Warehouse Distributors, Fleets, or other End Users (hereafter “Customers”) and covers products manufactured by Purkeys and sold new to Customers either directly by Purkeys or by its authorized dealers, distributors, or agents. The length of the Warranty Period is 36 months.

The warranty period commences on the in-service or install date and is not transferable. Failure to provide the in-service or install date on the warranty claim form will cause the warranty period to begin on the date the part was manufactured or date of sale recorded on the original sales invoice, whichever is earlier.

A completed warranty claim form should accompany all parts submitted to Purkeys for consideration for repair or replacement under warranty. The submitted claim form should contain all of the information required. Lack of a properly or fully completed claim form will result in delay or denial of warranty claim. Claims must be submitted no later than 30 days after part is removed.

This warranty does not apply if, in sole judgment of Purkeys, the product has been damaged or subjected to accident, faulty repair, improper adjustment, improper installation or wiring, neglect, misuse, or alteration or if the product failure is caused by defects in peripheral vehicle components or components attached to the Product or failure of a part not manufactured by Purkeys.

This warranty shall not apply if any Purkeys product is used for a purpose for which it is not designed or is in any way altered without the specific prior written consent of Purkeys. ANY Product alleged by a Customer to be defective must be inspected by Purkeys as a part of the warranty claims process in order to confirm that the part has failed as a result of a defect in material or workmanship.

Transportation for products and parts submitted to Purkeys for warranty consideration must be prepaid by Customer. Repaired or replaced products and or components will be returned to Customer pre-paid by Customer or “freight collect” to the address provided by Customer in the warranty claim form. No charge will be made for labor or material in effecting such repairs.

The Warranty provided by Purkeys hereunder is specifically limited to repair or replacement of the Product as Purkeys deems most appropriate in its sole discretion. Purkeys neither assumes nor authorizes any other person to assume on its behalf any other warranty or liabilities in connection with Purkeys products. The Warranty does not apply to fuses or other “consumable” or maintenance items which are or may be a part of any Purkeys product.

THIS WARRANTY DOES NOT APPLY TO LOSS OF VEHICLE OR EQUIPMENT, LOSS OF TIME, INCONVENIENCE, OR OTHER INCIDENTAL OR CONSEQUENTIAL DAMAGES. PURKEYS SPECIFICALLY DISCLAIMS AND SHALL NOT BE LIABLE FOR INCIDENTAL OR CONSEQUENTIAL DAMAGES arising out of or from the use of Purkeys products by the Customer.

THIS LIMITED WARRANTY IS IN LIEU OF ALL OTHER WARRANTIES, INCLUDING COMMON LAW WARRANTIES OF FITNESS FOR A PARTICULAR PURPOSE, MERCHANTABILITY, AND ANY OTHER EXPRESS OR IMPLIED WARRANTIES. ALL OTHER SUCH WARRANTIES ARE SPECIFICALLY DISCLAIMED.

This Limited Commercial Warranty supersedes all previous Warranty Policies issued by Purkeys and any of its suppliers.

